

GENERAL NOTES

- 1. DO NOT SCALE OF PLAN,FIGURED DIMENSIONS TAKE PREFERENCE
- 2. ALL DIMENSIONS AND LEVELS TO BE CHECKED ON PLAN BEFORE WORK IS COMMENCED.

ALL SITE CONTOURS AND FINISHED LEVELS TO BE VERIFIED BY BUILDER ON SITE

ALL CUT & FILL BATTERS WHERE NOT RETAINED TO BE OF NO GREATER GRADIENT WHERE PRACTICAL OF 1:4 BATTERED EMBANKMENT.

BOUNDARY DIMENSIONS BORDERING ON MINIMUM LOCAL AUTHORITY SETBACKS TO BE VERIFIED BY SURVEYOR AT INITIAL SETOUT STAGE.

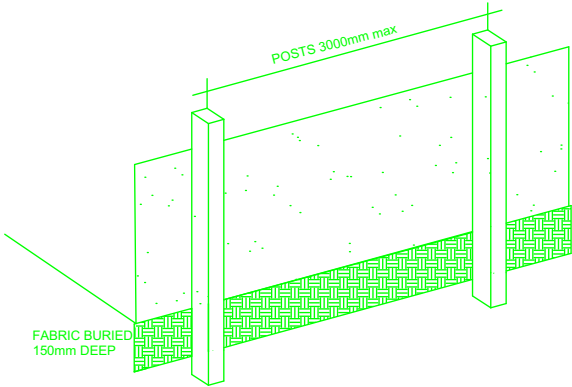
WHERE RETAINING IS REQUIRED ANY WALLS EXCEEDING 1.0M IN HEIGHT ARE TO BE DESIGNED BY A CERTIFIED ENGINEER.

STORMWATER GRATES ARE TO BE PLACED ON SITE SO AS TO ALLOW ANY EXCESS SURFACE WATER TO CUT AREAS ON SITE TO ESCAPE TO STREET SYSTEM.

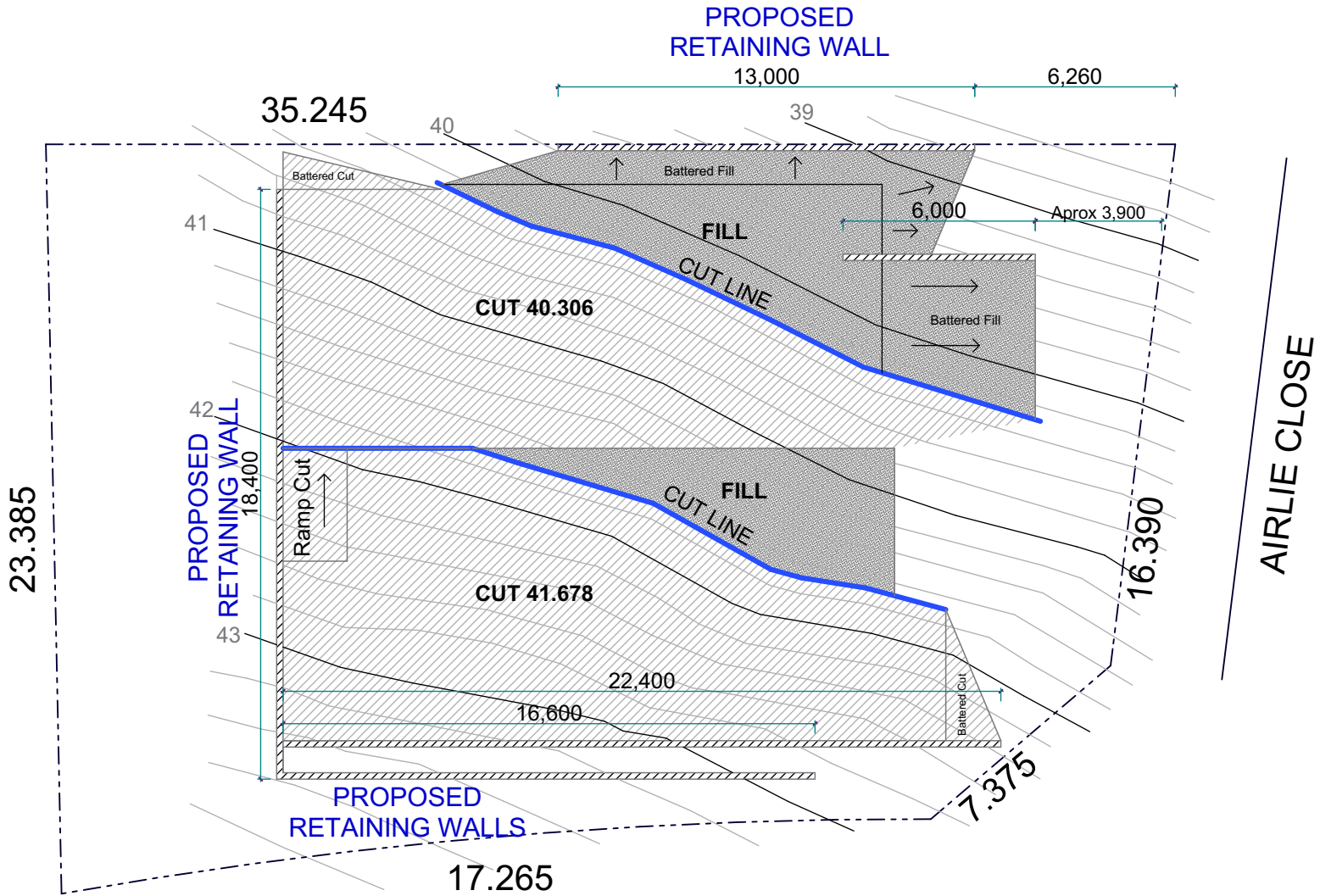
NOTE :SITE EXCAVATION SHALL BE SUCH THAT A 900mm MIN WIDE BY 1:20 GRADE EXISTS AROUND PERIMETER OF BUILDING.

SEDIMENT CONTROLS

- 1. ALL EROSION & SEDIMENT CONTROL MEASURES .INCLUDING REVEGETATION & STORAGE OF SOIL &TOPSOIL ,SHALL BE IMPLEMENTED TO THE STANDARDS OF THE SOIL CONSERVATION OF NSW
- 2. ALL DRAINAGE WORKS SHALL BE CONSTRUCTED & STABILIZED AS EARLY AS POSSIBLE DURING DEVELOPMENT.
- 3. SEDIMENT TRAPS SHALL BE CONSTRUCTED AROUND ALL INLET PITS CONSISTING OF 300 WIDE X 300mm DEEP TRENCH.
- 4. ALL SEDIMENT BASINS & TRAPS SHALL BE CLEARED WHEN THE STRUCTURES ARE A MAX OF 60 % FULL OF SOIL MATERIALS INCLUDING THE MAINTENANCE PERIOD.
- 5. ALL DESTURBED AREAS SHALL BE REVEGITATED AS SOON AS THE RELEVANT WORKS ARE COMPLETED.
- 6. SOIL & TOPSOIL STOCK PILES SHALL BE LOCATED AWAYFROM DRAINAGE LINES & AREAS WHERE WATER MAY CONCENTRATE.
- 7. FILTER FENCE SHALL BE CONSTRUCTED BY STRETCHING A FILTER FABRIC BETWEEN POSTS 3m CENTERS & BURIED A MIN OF 150mm DEEP ALONG ITS LOWER EDGE.



LOT 855  
DP1287614  
720m<sup>2</sup>



ANY DISCREPANCY ON THE DRAWINGS OR BETWEEN THE DRAWINGS AND/OR THE SPECIFICATION AND/OR THE SPECIFIED SAA STANDARD SHALL BE REFERRED TO TIM CROSS DESIGN AND A WRITTEN INSTRUCTION RECEIVED PRIOR TO PROCEED WITH THE WORK.THESE DRAWING SHALL BE READ IN CONJUNCTION WITH ALL ARCHITECTURAL AND OTHER CONSULTANTS DRAWINGS, THE SPECIFICATIONS AND WITH SUCH OTHER WRITTEN INSTRUCTIONS AS MAY BE ISSUED DURING THE COURSE OF THE CONTRACT. ALL MATERIALS AND WORKMANSHIP SHALL BE IN ACCORDANCE WITH THE REQUIREMENTS OF THE CURRENT SAA CODES, INCLUDING ALL AMENDMENTS AND THE BYLAWS AND ORDINANCES OF THE RELEVANT BUILDING AUTHORITY, EXCEPT WHERE VARIED BY THE PROJECT SPECIFICATION.


ALL DIMENSIONS RELEVANT TO SETTING OUT AND OFF-SITE WORK SHALL BE VERIFIED ON SITE BY THE CONTRACTOR BEFORE CONSTRUCTION AND FABRICATION ARE COMMENCED. THE DRAWINGS ARE NOT TO BE SCALED. NO RESPONSIBILITY WILL BE TAKEN FOR DIMENSIONS OBTAINED BY SCALING THE DRAWINGS.

DESIGNS SHOWN HEREON ARE SUBJECT TO COPYRIGHT ©. AUTHORITY SHOULD BE REQUESTED FOR ANY FURTHER USE, INCLUDING CONSTRUCTION.

**TC Building Design**  
& Drafting Services

ttcross1@bigpond.com

Revisions
1st Draft 3/06/2024



Project:  
**New Site Cut & Retaining Walls**  
**Lot 855 DP1287614**  
**1 Airlie Close**  
**Red Head NSW 2430**  
**For Naomi Pitfield**

Drawing Title:  
**Site & Roof Plan**

Print Date:	3/06/2024 4:49 PM
Scale:	1:200 @ A3
Rev:	<b>DR1</b>
Drawing No:	<b>DR-01</b>